



**This is just the
beginning.**





As our 20-year anniversary approached, we needed to understand how we could deepen our relationship with teachers like you all across the country. So, in 2018, we asked hard questions, challenged our assumptions and spoke candidly with FFT Fellows across America.






You told us you wanted a community and a way to connect to other FFT Fellows who share a belief in the power of exploration. You wanted a way to reach other FFT Fellows who shared the belief that you can do more as a collective than would ever be possible on your own.



“I want to build a network of progressive teachers who meet to talk about what we’re doing, how to do it better and how to support each other.”

—FFT Fellow




"I wish we had a better way to share our experiences and connect with other teachers... I wish there were specific conferences for Fund For Teachers Fellows or places for us to meet up and move education forward."


—FFT Fellow



“FFT could be a stronger organization if you invested in advocating for the role teachers play in the quality education of children.”


—FFT Fellow





Over the years, you have astonished us. We've watched you change the world. We've watched you invent, create and inspire. And now, we want to do that for you—our FFT Fellows.

We're on the brink of something new. While our grant program will remain unchanged, we want to extend the value of your fellowship beyond your summer learning experience. We want to provide a space where you can connect with other teachers like you, where you can build on the passions you share and continue to accelerate progress in your field and break through in your classroom.



We want to connect a community—a community of FFT Fellows who are no strangers to pushing boundaries and navigating their own paths, much like a sailor does at sea.

Teaching is not for the faint of heart; it requires intense preparation, skill and courage. You have proven that whenever teachers define their own learning opportunities, their students grow and their communities are strengthened.



A group capable of
such unparalleled
impact deserves a
name.




Introducing



THE RAMSDEN PROJECT★

A Community
of Fund for
Teachers
Fellows



Who are we as a community? What are we committing to as FFT Fellows? This is our proclamation of what we stand for. Our unifying rally cry. Our commitment to the future.



This is our Ramsden Project Charter:

I believe in the power of education.


I believe in the power of my commitment.

I believe in the potential of my students and the future they must build.

I believe that we all seek the same horizon, where dreams drift just beyond our line of sight—knowable only to the small voice inside us that says “What if?”

I help my students still themselves to hear that voice.





I teach them to read their surroundings, hone their skills and innovate so that one day they might reach their distant shore.

I guide them through challenging circumstances and see each sunrise as a new opportunity. And through all this, I do not lose sight of my own horizon.

I continue to seek that which builds my own experience and equips me better to move through the world as a constant force for equity, achievement and change for the better.

I sign my name to this charter as a life-long seeker and purveyor of knowledge.


I am a Fund for Teachers Fellow. I am a part of The Ramsden Project community.



Submit your video.

As we share the vision of this new community, we wanted to ensure the stories of real FFT Fellows were central to the message. That's why we're collecting your self-filmed (or filmed by a friend) messages. Don't feel like you need to direct the perfect submission—it's as simple as talking into your iPhone or camera. We want your video to be authentic—a reflection of who you are. Speak from the heart. You have been hand-picked for a reason.

Ready to get started? The following pages provide guidance on how to submit your three-part video(s). At the end, we've provided some best practices for recording on your phone.



Part 1: Tell us your fellowship story.

We want to hear about what your fellowship and what Fund for Teachers has meant to you and your students.

Feeling stuck? We've provided some questions to guide your submission. Answer them all or choose just one that resonates the most with you. Try and keep your response to about 15-30 seconds. When answering, address other FFT Fellows directly by using "you" and "us" language.

- Why did you become a teacher?
- What do you wish people knew about teachers?
- Did your fellowship change your life or your approach to teaching? If so, how?
- What's the hardest part of teaching? How does the vision we've shared with you for The Ramsden Project help to support you in those areas?
- What would you tell other FFT Fellows to encourage them to participate in The Ramsden Project?
- Tell us what you hope for with The Ramsden Project. Why does this vision excite you? Why do you think it will have an impact?
- How did your fellowship impact students in the classroom? Do you have an anecdote about your students astonishing you—specifically in regards to outcomes for your fellowship?

If you'd rather share your fellowship story without using the above prompts, that's fine, too!

Part 2: Read the charter.

Please record yourself reading the charter, provided below. The charter will be shared in the video, line-by-line, with various lines read by individual Charter Ambassadors.

After reading the charter, please let us know which is your favorite line. Which spoke to you the most?

The Charter:

I believe in the power of education.

I believe in the power of my commitment.

I believe in the potential of my students and the future they must build.

I believe that we all seek the same horizon, where dreams drift just beyond our line of sight—knowable only to the small voice inside us that says “What if?”

I help my students still themselves to hear that voice.

I teach them to read their surroundings, hone their skills and innovate so that one day they might reach their distant shore.

I guide them through challenging circumstances and see each sunrise as a new opportunity.

And through all this, I do not lose sight of my own horizon.

I continue to seek that which builds my own experience and equips me better to move through the world as a constant force for equity, achievement and change for the better.

I am a life-long seeker and purveyor of knowledge.

I am a Fund for Teachers Fellow. I am a part of The Ramsden Project community.

Part 3: Invite others to participate.

We're going to use these voiceovers as calls-to-action at the end of the video. Please read this line, looking directly into the camera.

"I'm a part of The Ramsden Project, a community of Fund for Teachers Fellows. Join me."

Tips and Tricks for Recording

On the following pages, we've provided some guidelines to record your story.

Once you've completed your video (or videos), please email them to The Black Sheep Agency—our agency partner.


If at any time you get stuck or have questions, please reach out to either of the contacts below for help.

Kathlee:

Kathlee@theblacksheepagency.com

Niliza:

Niliza@theblacksheepagency.com



Setting up your camera

- Position your phone in a well-lit area, preferably an area with only natural light. Avoid having windows behind you. If you have windows, sit so that the windows are either in front of you or on the side of you.
- Hold the phone horizontally, never vertically.
- When framing yourself for recording, you should be close enough that your chest and face are visible and centered. If you are recording yourself, you may want to place an object in the frame to see if adjustments are necessary.
- Place the phone on a steady surface, like a ledge or table. If someone else is recording the video for you, ask them to place their arms on a hard surface to stabilize the camera. Ensure they are not covering the microphone or camera with their fingers.
- Before starting to record, if someone is recording you, have them tap the face on the screen. This will focus the camera on the subject and auto-adjust the brightness of the image. If you are recording yourself, test the focus with a stand-in object where you will be sitting.
- **Bonus:** Go into your camera settings and make sure that normal video is recording at 1080p resolution or above and either 24 FPS or 30 FPS (phone dependent).

Video Guidelines: Recording your video

- You will want to give a short delay before you begin. If you are recording yourself, begin recording and then move to sit down. If someone is recording you, wait a few seconds to start speaking.
- Talk directly into the camera.
- Ensure that there are no loud thuds, laughs, creaks, etc. during the recording. One-time noises like these will definitely show up on the recording and are nearly impossible to take out in post-production.
- Let the recording run for a few seconds after you have stopped speaking, but continue to look into the camera. These small buffers will increase the flexibility of the footage when editing.
- Always watch and listen to what you have recorded before sending it off, so you can ensure the integrity of the footage and the audio quality, as well as accuracy of the content.



Thank you for contributing your voice and passion!

Our goal for The Ramsden Project is to become a beacon for teachers who aspire to be surrounded by their peers, helping them to continue to push beyond the boundaries of their classroom walls.

Your video contribution is an integral step on our journey to achieve that vision.

